

Sealed inspection doors
Safety valves
Sealed manholes

SKANHATCH



SBK



SKANDINAVISK A/
BÅNDKOMPAGNI S



SBK A/S offers circular inspection hatches from Ø150 mm to Ø450 mm with or without double base. Standard version made in steel S235 or primed.

We also offer hatches in galvanised AISI 304 or AISI 316 steel. We offer gaskets usually made in natural rubber, silicone or special fibreglass (heat-resistant to 600° C). We offer Ø273 safety valves. Manhole covers are available in Ø520 mm, Ø630 mm and Ø810 mm.



SAFETY VALVES

VSP SAFETY VALVE WITH SPIGOT

Safety valves with spigot,
Std. steel – stainless



PAGE 4 Ø 273

VSP-SAFETY VALVES WITHOUT SPIGOT

Safety valves without spigot,
std. steel – stainless



PAGE 4 Ø 273

INSPECTION COVER

INSPECTION HATCH (FOR WELDING) – STD. STEEL – STAINLESS

RS



PAGE 6 Ø 150-200-250-350-450

TURNABLE MANHOLE COVER WITH COLLAR – STD. STEEL – STAINLESS

RC



PAGE 6 Ø 150-200-250-350-450

FLAT STAINLESS STEEL INSPECTION HATCH

RP



PAGE 6 Ø 150-200-250-350-450

MANHOLE COVER (FOR WELDING) – STD. STEEL – STAINLESS

TS



PAGE 8 Ø 510-620-800

MANHOLE COVER (SCREW IN) – STD. STEEL – STAINLESS

TC



PAGE 8 Ø 510-620

GALVANIZED INSPECTION HATCH

TB



PAGE 10 Ø 450

INSPECTION COVER – GALVANIZED – STAINLESS

BM



PAGE 11 Ø 150

INSPECTION WINDOW – GALVANIZED – STAINLESS

RO



PAGE 11 Ø 150

VSPE WITH SPIGOT

VSPE painted steel
52VSPEII

VSPE stainless AISI304
52VSPE55



Ø 273

VSPT WITHOUT SPIGOT

VSPT painted steel
52VSPTII

VSPT stainless AISI304
52VSPT55



Ø 273

TECHNICAL SPECIFICATIONS

APPLICATIONS

VSP 273 pressure relief valves are designed to protect silos from sudden excess pressure/suction caused by changes in temperature, condensate, etc.

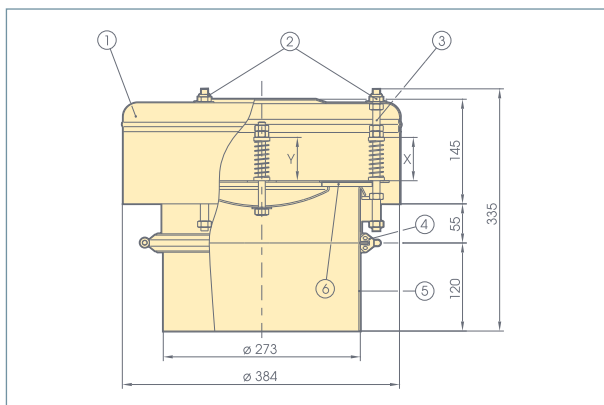
VSP 273 is engineered specifically for use on silo roofs.

CONSTRUCTION

Setting: Overpressure: 500 mm H₂O
Underpressure: 20 mm H₂O


Maximum pressure: Overpressure: 600 mm H₂O
Underpressure: 120 mm H₂O

Painted steel or AISI304




- 1 Hætte AISI304
- 2 AISI304 self-looking nuts
- 3 AISI304 Stainless steel pin
- 4 White 60SH foodgrade quality E.P.D.M. gasket
- 5 AISI304 Stainless steel metal sheet
- 6 Airtight white foodgrade quality P.C.E. 30 celular foam rubber gasket

OPTIONS

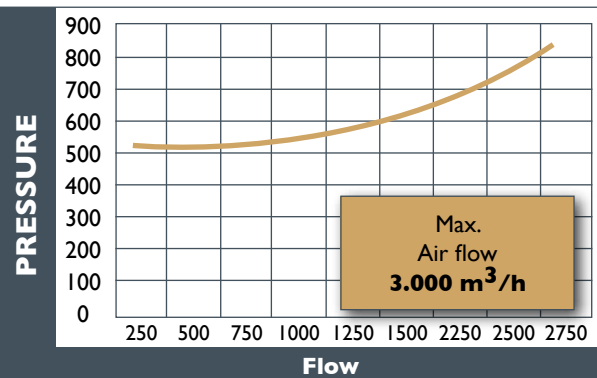


ANTI BIRDS GRID



OPENING SENSOR

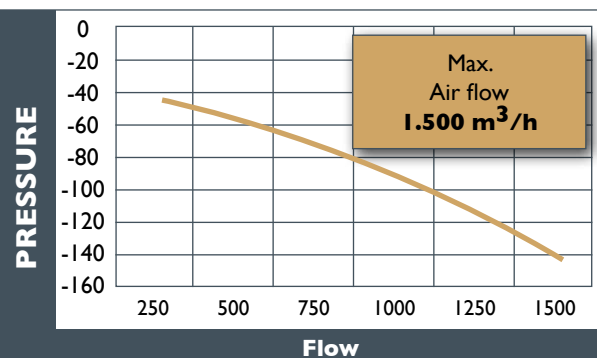
OVER PRESSURE CURVE



Pressure (overpressure)	
X mm	mm H ₂ O
65	600
75	500
85	400



OVER PRESSURE CURVE



Underpressure	
Y mm	mm H ₂ O
50	120
63	90
80	50
92	20



INSTALATION ON A MANHOLE

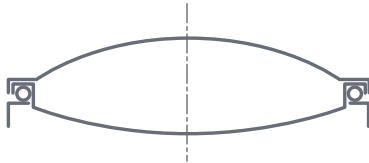
If space is limited, VSP 273 can be fitted with a manhole cover Ø510 mm or Ø620 mm.



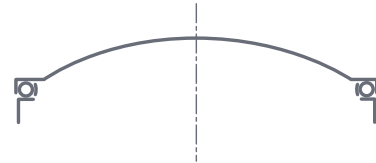
Subject to alterations

SKANHATCH

SEALED ROUND INSPECTION HATCHES Ø 150 – 200 – 250 – 350 – 450

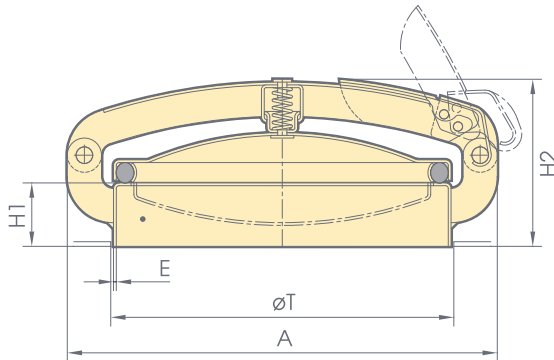


DOUBLE BOTTOM – TYPE DG



NO DOUBLE BOTTOM – TYPE SG

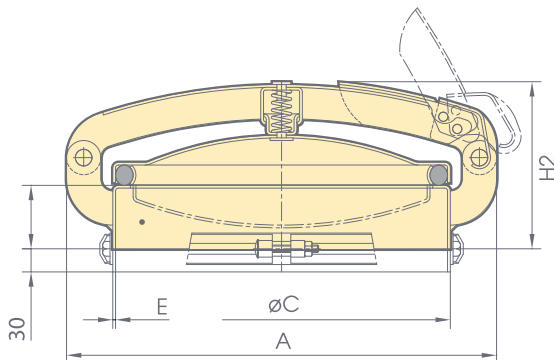
RS



INSPECTION HATCH (FOR WELDING)
(std. steel – AISI304/double bottom DG type/without double bottom SG type)

Ø	150	200	250	350	450
A	265	315	365	465	565
T	171	221	271	371	471
H1	60	60	60	75	100
H2	130	135	145	175	205
E	2	2	2	3	3
Dimensions in mm					

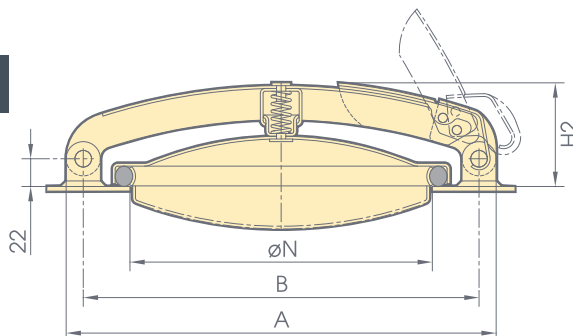
RC



INSPECTION HATCH TURNABLE – (std. steel – AISI304/
double bottom DG type/without double bottom SG type)

Ø	150	200	250	350	450
A	265	315	365	465	565
T	170	220	270	370	471
H1	60	60	60	75	100
H2	130	135	145	175	205
E	2	2	2	3	3
Dimensions in mm					

RP



FLAT INSPECTION HATCH (std. steel – AISI304/double bottom DG type/without double bottom SG type)

Ø	150	200	250	350	450
A	265	315	365	465	565
B	235	285	335	435	535
N	150	200	250	350	450
H2	70	75	85	95	105
Dimensions in mm					

Subject to alterations

SKANHATCH

ROUND INSPECTION HATCHES Ø 150 – 200 – 250 – 350 – 450



HOW TO ORDER					
Reference	Version	Ø mm	Seal quality	Product quality	
Inspection hatch RS RC RP	SG Without double bottom	Ø 150	Natural rubber	0	Steel 235 JR
		Ø 200	Silicone T200° C	1	Steel 235 JR primet
		Ø 250		4	Galvanized steel (exept DG)
	DG Double bottom	Ø 350	Braided fibre-glass T600° C	5	AISI304
		Ø 450		6	AISI316

OPTIONS									
Clamped crimped by collar (steel – stainless steel)		Removable screen (steel – stainless steel)				Safety bracket (steel – stainless steel)			
XGRC	RC	XGD	RS	RC	XGRS	RS	RC	XVS	Ø 150/200/250 350/450
XGRC 150 4		XGRD 150 4			XGRC 150 4			RS	
XGRC 150 5		XGRD 150 5			XGRC 150 4			RC	
XGRC 200 4		XGRD 200 4			XGRC 150 4			RP	
XGRC 200 5		XGRD 200 5			XGRC 150 4				
XGRC 250 4		XGRD 250 4							
XGRC 250 5		XGRD 250 5							
		XGRD 350 4							
		XGRD 350 5							

Reference	Options	Ø mm	Product quality	
WGRC XGD XGRS	Clamped crimped by collar Removable screen	Ø 150 Ø 200 Ø 250	4	Galvanized
XVC XJA XJB/AJC/XJV	Safety lock Standard seals Special seals	Ø 350 Ø 450		
XVB BMXGR BMP	Security bolt Screwed safty screen Plexiglas safety window	Ø 150	6	AISI316

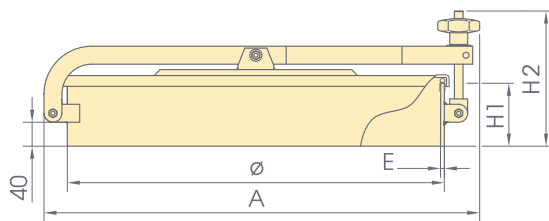
Subject to alterations

MANHOLE COVER Ø 510 – 620 – 800

Quality (untreated steel, painted, stainless, without double bottom, EPDM seal)

Dimensions in mm			
Ø	TC	TS	TS
	520	630	810
A	640	705	885
H1	100	100	100
H2	230	210	210
Ø	520	630	810
E	5	5	5

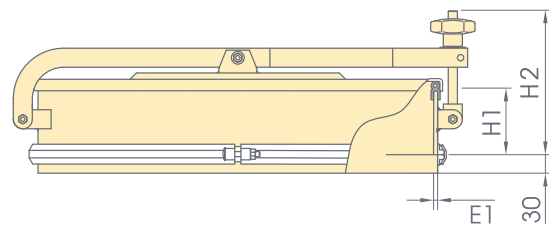
TSSV Inspection hatch (for welding)



Quality (untreated steel, painted, stainless, without double bottom, EPDM seal)

Dimensions in mm			
Ø	TC	TS	TS
	520	630	810
A	640	705	885
H1	100	100	100
H2	230	210	210
Ø	520	630	810
E	5	5	5

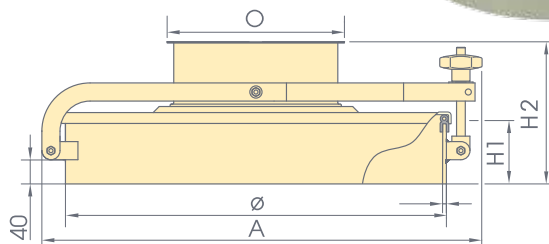
TCSV Turnable manhole cover with collar (stainless steel)



Quality (untreated steel, painted, stainless, without double bottom, EPDM seal)

Dimensions in mm			
Ø	TC	TS	TS
	520	630	810
A	640	705	885
H1	100	100	100
H2	230	210	210
Ø	520	630	810
E	5	5	5

TS OV Manhole (for welding) with Ø273 mm



SKANHATCH

SEALED MANHOLES Ø 510 – 620 – 800



OPTIONS					
Detachable grille		Filter and vent supports		Safety valves over-pressure	
XGRS		SM		VSP 273 T	VSP 273 E
XGRS 510 4	XGRS 800 4	SM 273 0 500 0	SM 273 0 750 0		
XGRS 510 5	XGRS 800 5	SM 273 0 500 1	SM 273 0 750 1		
XGRS 620 4		SM 273 0 500 5	SM 273 0 750 5		
XGRS 620 5					
				Steel 273 E II – Stainless 273 T 55	

HOW TO ORDER								
Reference	Version		Ø mm	Seal quality		Steel quality		
Manhole TS	SV	Without double skin, closing by screas	Ø 510 Ø 620 Ø 800	0	EPDM seal	0	Sheet metal S235 JR	
	OV	With opening Ø273, closing by screas				1	Sheet metal S235 JR primer protect	
Manhole TC	SV	Without double skin, closing by screas	Ø 510 Ø 620	1	Silicone seal T200° C	4	Galvanized steel	
Manhole TB	SG	Without double skin, fast closing	Ø 450			5	304L stainless steel	
Filter and vent supports SM	SM	Attachment by collar Ø273	Ø 500 Ø 750				4	Galvanized steel
Safety valves VSP	T	Mounted on TS OV or TC OV	Ø 273	House		Covers		
	E	Installed on welding base		1	Sheet metal S235 JR primer protection W		5	304L stainless steel

SKANHATCH

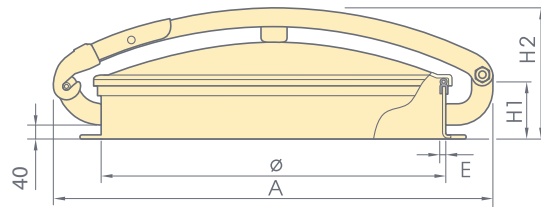
SEALED MANHOLES (TO BE BOLTED) Ø 450



Qualities
Un-painted steel - painted steel - stainless steel -
sin double fondo - EPDM gasket

Dimensions in mm	
Ø	SG
	450
A	580
H1	73,5
H2	176
Ø	452
E	2

TB SG Manhole to be bolted



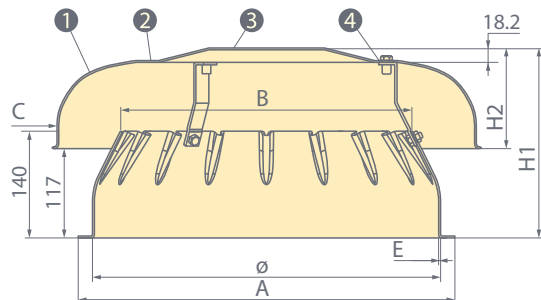
AERATOR TO BE BOLTED Ø 450



Qualities
Untreated steel, painted steel, stainless steel, without
double bottom, EPDM seal

Dimensions in mm	
Ø	SG
	450
A	494
B	380
C	272,5
H1	248,2
H2	131,2
Ø	452
E	1,5

AER Simple ventilation



- 1 Protection cover galvanized steel th. 12/10
- 2 Flat mounting panel steel S235 JRG2 20x3
- 3 Base 1,5 mm galvanized DDII
- 4 Clinch nut M8 stainless steel A2 TP 40

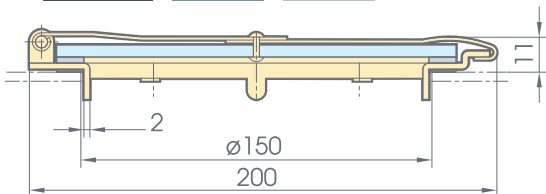
Subject to alterations

INSPECTION WINDOW AND COVER



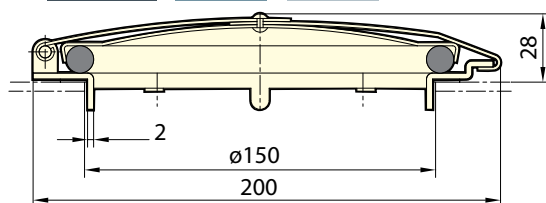
**PLEXIGLASS OPENING WINDOW
GALVANIZED - STAINLESS STEEL**

52RO150 **RO** **Ø 150**



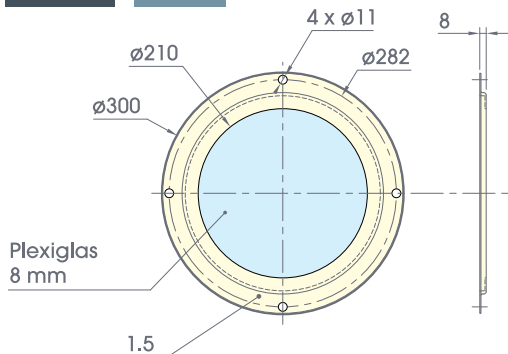
**METAL OPENING INSPECTION COVER
GALVANIZED - STAINLESS STEEL**

52BM150 **BM** **Ø 150**



**METAL OPENING INSPECTION COVER
GALVANIZED - STAINLESS STEEL**

52RF **RFP**

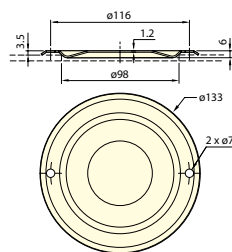


1,5 mm thick frame galvanized steel

**METAL CAP
GALVANIZED**

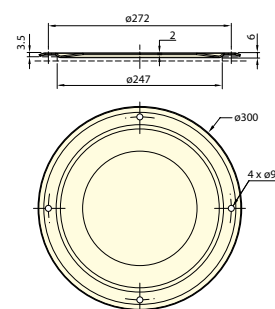
51DESS100 **BM**

Ø 100



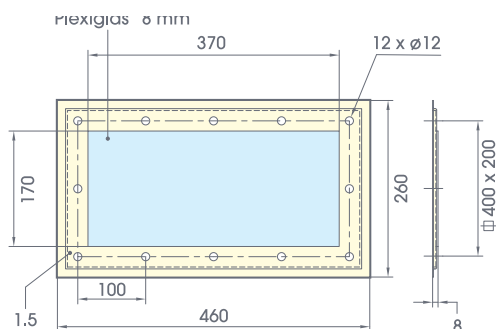
51DESS250 **BM**

Ø 250



**RECTANGULAR PLEXI FIXED
INSPECTION PORT**

52RE **REP**

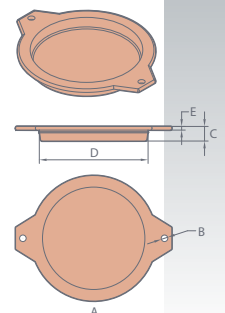


1,5 mm thick frame galvanized steel

**RUBBER CAP
(WHITE RUBBER CA. 80 SHORE A)**

07BOU **BC**

Dimensions in mm					
TYPE	A	B	C	D	E
BC 100	137	9	20	100	5
BC 120	160	9	20	120	5
BC 150	194	9	20	150	5
BC 175	-	-	28	170	6
BC 200	-	-	30	195	6



Subject to alterations



117

B

H2

H1

E

Ø A

Plexiglas 8 mm

370

4 x Ø11

8

210

Ø282

170

100

1.5

460

E

C

D

SBK



SKANDINAVISK A/
BÅNDKOMPAGNI/S

www.sbk-belt.dk

Birkegårdsvej 34 A | DK-8361 Hasselager
T: +45 87 34 70 80 | F: +45 87 34 70 81 | E: info@sbk-belt.dk

B